

□□□□ □□□□□ □□□□□□
Department of Agricultural Marketing
□□□□□□□□ □□□□□ □□□□□□□□□□□□
□□□□□□□□ □□□□□□□□□
Approval of layout for shops and Godowns

Step 1: Enter the login details

The screenshot shows a web browser window with the URL <https://serviceonline.gov.in/configureka/>. The page header includes the Government of Karnataka logo, the text 'ಸೇವಾ ಸಿಂಧು Seva Sindhu', and the 'ಸೇವಾ ಸಿಂಧು' logo. The main content area is a dark green box with two light green panels. The left panel, titled 'Apply for Service', contains a 'Mobile No' input field, an 'OTP/Password' input field with a 'Get OTP' button, a CAPTCHA image showing '4bF7d5' with a 'Type here' input field and a refresh button, and links for 'Forgot Password' and 'New user ? Register here'. A 'Submit' button is at the bottom. The right panel, titled 'Check Your Application Status', contains a 'Select Department' dropdown, a 'Select Service' dropdown, and an 'Enter your Application ID' input field. A 'Check Status Now' button is at the bottom. The footer shows '© All Rights Reserved' and 'Powered by SERVICEPLUS'.

Step 2 : Citizen Login will be displayed

ABOUT SERVICE PLUS

Welcome to Service Plus

ServicePlus is a generic application to provide an electronic delivery for all the services provided by The Government to The citizen. The Government of India, State Governments and Local Governments are providing various services to benefit the citizens at Centre, State or Local level primarily Government to Citizen (G2C) and Government to Business (G2B). The services provided are either demand driven or mandated by the legislation. The services provided by Government can be categorized as:

1. Regulatory Services: Regulatory services are services like trade licence, permit for construction of a building etc that can be denied by the Government.
2. Statutory Services: Statutory services are services like Issuance of Birth/Death certificate which cannot be refused by Government.
3. Developmental Services: Developmental Services are services or schemes provided by Government for the benefit of citizens like NREGS, IAY, Old age Pension etc.

The following are the salient features of the software -

1. Service(s) will be created online
2. Citizens will be submitting applications online
3. Service units will be able to receive application online
4. Service units will be able to verify documents and application fee online
5. Service units will be able to escalate application to some other person, in the case of absence of dealing authority, online
6. Citizens will be monitoring Application status online
7. Private Service Access Providers will be participating in the application receipt/submission and service delivery process online message.ekyc.add.mapping=Please add atleast one mapping

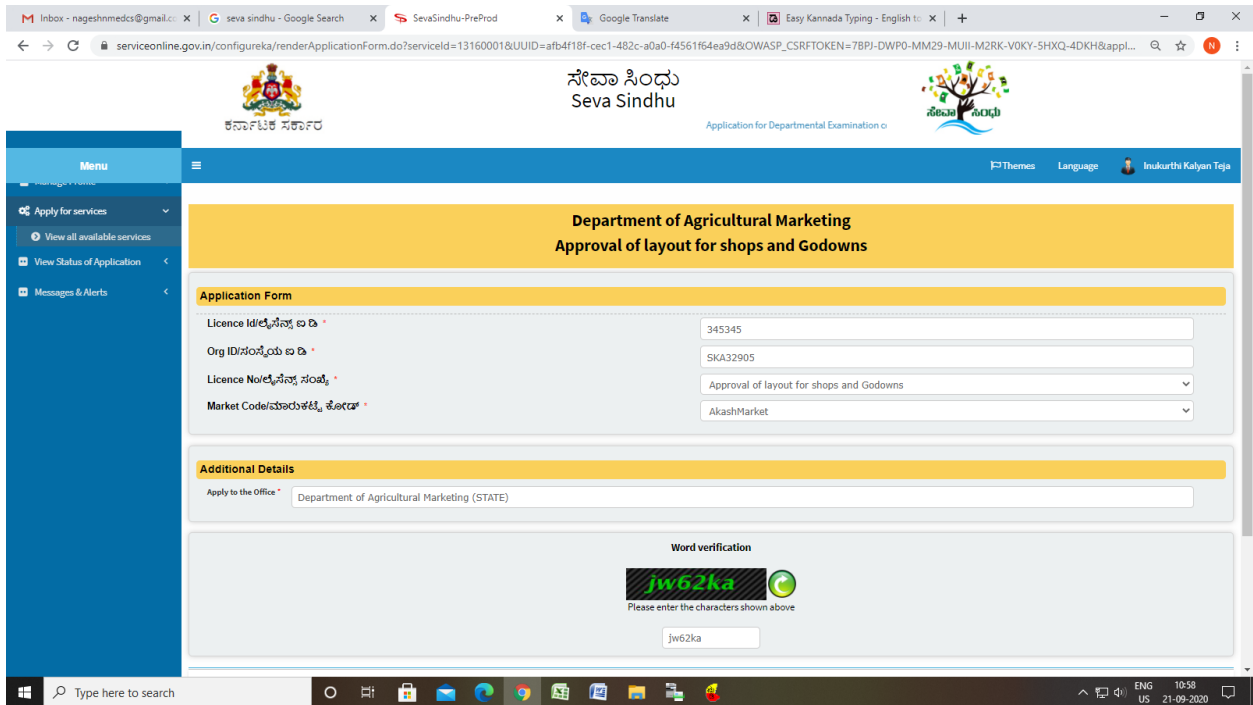
Step 3 : Search the required service and click to open

Apply For Services / View All Available Services

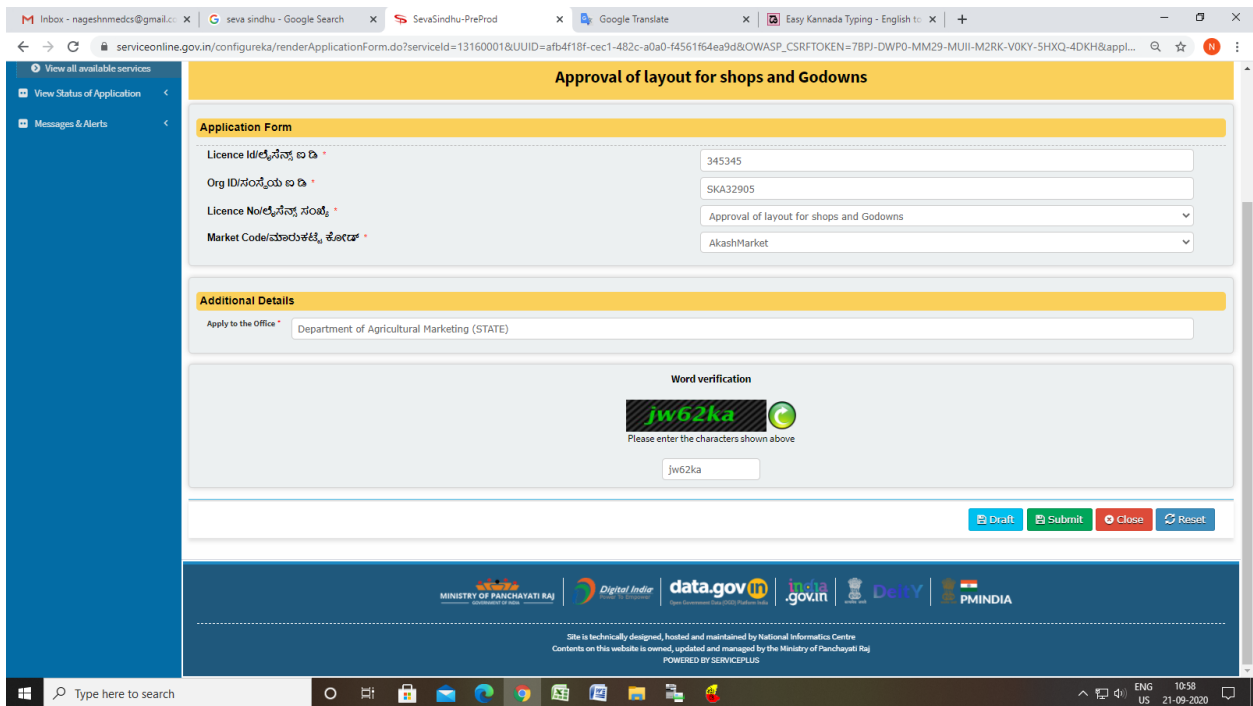
view:

SL.No.	Service Name	Department Name	State
1	Accident Relief Fund-KSRTC	Karnataka State Road Transport Corporation	KARNATAKA
2	Accident Relief Fund - NEKRTC	NEKRTC	KARNATAKA
3	Accident Relief Fund-NWKRTC	NWKRTC	KARNATAKA
4	Acid Victim Pension	Directorate of Social Security and Pensions	KARNATAKA
5	Admission for Morarji Desai Residential school - Minority Welfare Department	Minority Welfare Department	KARNATAKA
6	Admission for Pre and Post matric hostels - Minority Welfare Department	Minority Welfare Department	KARNATAKA
7	Agricultural Family Member Certificate / ವ್ಯವಸಾಯಕಾರರ ಕುಟುಂಬದ ವ್ಯಕ್ತಿಗಳಿಗಿರುವ ಪ್ರಮಾಣ ಪತ್ರ	Revenue Department	KARNATAKA
8	Amendment of Bye Laws of Souharda co-operative society	Registrar of Cooperative Societies	KARNATAKA
9	Amendment of License to Manufacture Insecticides	Agriculture Department	KARNATAKA
10	Amendment of Manufacture License for Micro, Multinode, Midsize, Exporters	Agriculture Department	KARNATAKA

Step 4 : Fill the Applicant Details & Photocopies details



Step 5 : Click on I agree checkbox and fill the Captcha Code as given & Submit



Step 6: A fully filled form will be generated for user verification

message draftRefId: [redacted]

Application Form

Licence ID/ಲಿಡ್ಸ್‌ನಂ ಬಿ ಡಿ :	345345
Org ID/ಒಂಒರೈಯ ಬಿ ಡಿ :	SKA32905
Licence Name/ಲಿಡ್ಸ್‌ನಂ ಪಂದೈ :	Approval of layout for shops and Godowns
Market Code/ಮಾರುಕಟ್ಟೆ ಕೋಡ್ :	AkashMarket

Additional Details

Apply to the Office	Department of Agricultural Marketing (STATE)
Draft Reference No :	Draft_AG00355/2020/00036

21/9/2020 10:59:50 IST http://serviceonline.gov.in/configureka

[Attach Annexure](#)
[Edit](#)
[Cancel](#)
[Click here to initiate new application](#)

Step 7 : Click on Attach Annexure

message draftRefId: [redacted]

Application Form

Licence ID/ಲಿಡ್ಸ್‌ನಂ ಬಿ ಡಿ :	345345
Org ID/ಒಂಒರೈಯ ಬಿ ಡಿ :	SKA32905
Licence Name/ಲಿಡ್ಸ್‌ನಂ ಪಂದೈ :	Approval of layout for shops and Godowns
Market Code/ಮಾರುಕಟ್ಟೆ ಕೋಡ್ :	AkashMarket

Additional Details

Apply to the Office	Department of Agricultural Marketing (STATE)
Draft Reference No :	Draft_AG00355/2020/00036

21/9/2020 10:59:50 IST http://serviceonline.gov.in/configureka

[Attach Annexure](#)
[Edit](#)
[Cancel](#)
[Click here to initiate new application](#)

Step 8: Attach the annexures and save them

The screenshot shows the 'ATTACH ENCLOSURE(S)' section of the Seva Sindhu application. The interface is in Kannada and English. The user is attaching documents for various categories. The table below summarizes the data shown in the interface:

Type of Enclosure	Enclosure Document	File/Reference
Possession Certificate	Possession Certificate Document Format	Choose File sample.pdf Scan Fetch from DigLocker
Building Plan	Building Plan Document Format	Choose File sample.pdf Scan Fetch from DigLocker
Conditional Lease	Conditional Lease Document Format	Choose File sample.pdf Scan Fetch from DigLocker
Building Construction Permission	Building Construction Permission Document Format	Choose File sample.pdf Scan Fetch from DigLocker
Site Allotment	Site Allotment Document Format	Choose File No file chosen Scan Fetch from DigLocker

Buttons at the bottom: Save Annexure, Cancel, Back.

Step 9: Saved annexures will be displayed

The screenshot shows the 'Saved Annexures' section of the Seva Sindhu application. The user's saved documents are displayed in a list. The table below summarizes the data shown in the interface:

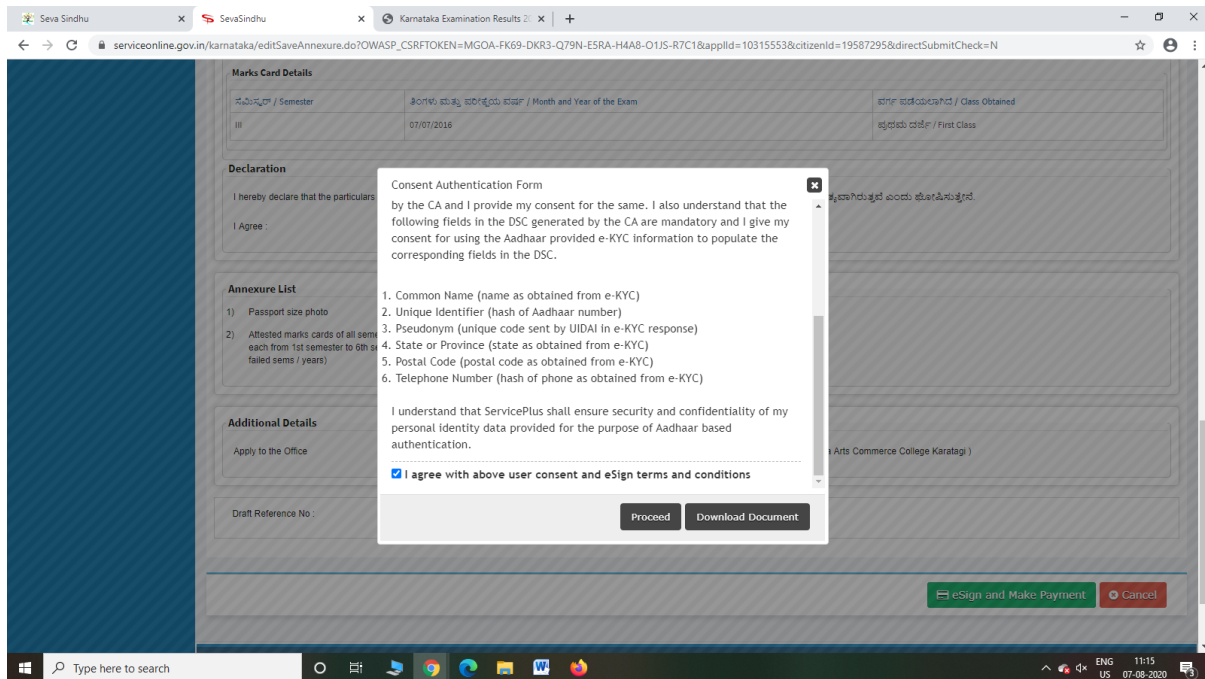
Annexure List	Document Name
1) Possession Certificate	Possession Certificate
2) Building Plan	Building Plan
3) Conditional Lease	Conditional Lease
4) Building Construction Permission	Building Construction Permission
5) Site Allotment	Site Allotment

Additional Details:

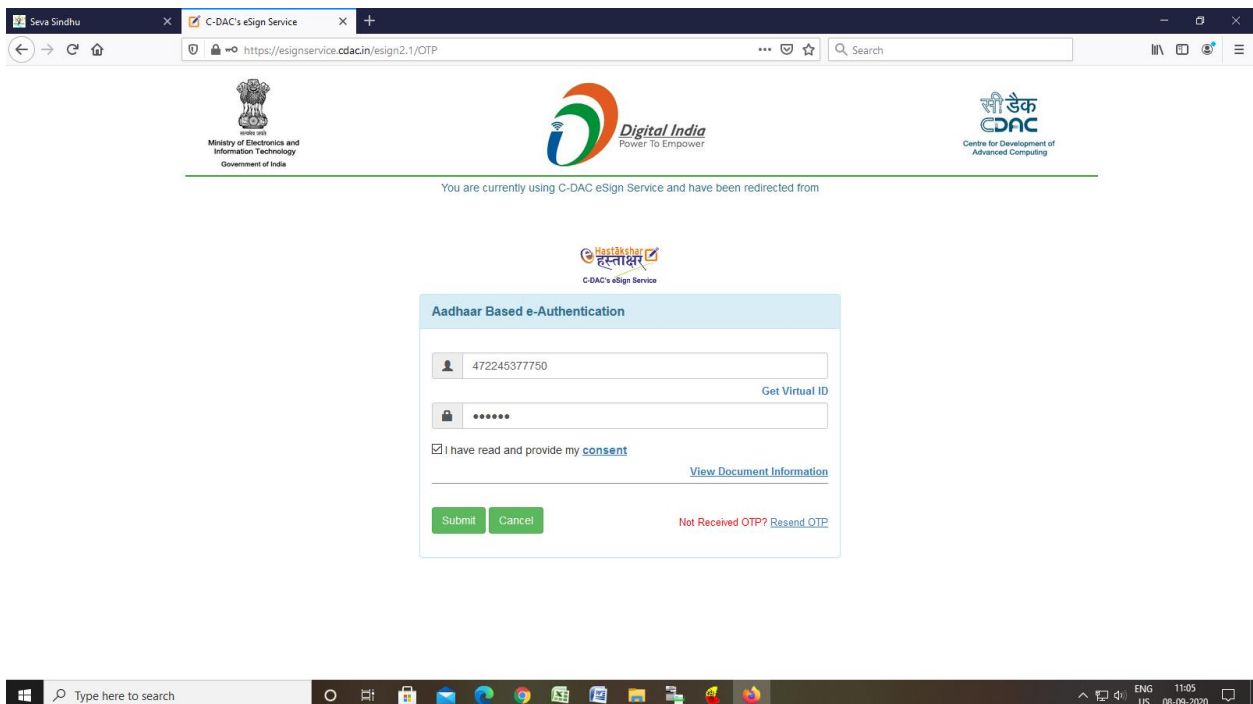
- Apply to the Office: Department of Agricultural Marketing (STATE)
- Draft Reference No: AG0035200000035

Buttons at the bottom: eSign and Submit, Cancel.

Step 10 : Click on e-Sign and proceed



Step 11: eSign page will be displayed. Fill Aadhar number to get OTP and proceed to submit



Step 12: After submit is Successful, sakala acknowledgement will be generated

APPLICATION ACKNOWLEDGEMENT

ಕರ್ನಾಟಕ ಸರ್ಕಾರ

Sakala Acknowledgement/ಸಕಾಲ ಸ್ವೀಕೃತಿ

Office Name /ಕಛೇರಿ ಹೆಸರು	Department of Agricultural Marketing																				
Sakala No/ಸಕಾಲ ಸಂಖ್ಯೆ	AG007520000019																				
Application Date /ಆರ್ಜಿಯ ದಿನಾಂಕ	08/09/2020																				
Service Requested /ವಿನ್ಯಂತಿಸಿದ ಸೇವೆ	Application to grant Broker License																				
Applicant Name /ಅರ್ಜಿದಾರರ ಹೆಸರು	ghdhdhgh																				
Applicant Address /ಆರ್ಜಿದಾರರ ವಿಳಾಸ	krishna temple streettrtr																				
Mobile No /ಮೊಬೈಲ್ ಸಂಖ್ಯೆ	9996253522																				
Documents Submitted /ದಾಖಲಾತಿಗಳನ್ನು ಸಲ್ಲಿಸಿದವಾಂಶ	<table border="1"> <thead> <tr> <th>Type of documents(s)</th> <th>Document(s) Attached</th> </tr> </thead> <tbody> <tr> <td>encumbrance certificate</td> <td>encumbrance certificate</td> </tr> <tr> <td>Address proof</td> <td>Aadhar Card</td> </tr> <tr> <td>GST Registration Certificate</td> <td>GST registration certificate</td> </tr> <tr> <td>Aadhar Card</td> <td>Aadhar Card</td> </tr> <tr> <td>Rent/Lease Agreement</td> <td>Rent Agreement</td> </tr> <tr> <td>Ownership document</td> <td>Ownership document</td> </tr> <tr> <td>passport size photograph</td> <td>passport size photograph</td> </tr> <tr> <td>License Agreement</td> <td>License Agreement</td> </tr> <tr> <td>Application Form</td> <td>Application Form</td> </tr> </tbody> </table>	Type of documents(s)	Document(s) Attached	encumbrance certificate	encumbrance certificate	Address proof	Aadhar Card	GST Registration Certificate	GST registration certificate	Aadhar Card	Aadhar Card	Rent/Lease Agreement	Rent Agreement	Ownership document	Ownership document	passport size photograph	passport size photograph	License Agreement	License Agreement	Application Form	Application Form
Type of documents(s)	Document(s) Attached																				
encumbrance certificate	encumbrance certificate																				
Address proof	Aadhar Card																				
GST Registration Certificate	GST registration certificate																				
Aadhar Card	Aadhar Card																				
Rent/Lease Agreement	Rent Agreement																				
Ownership document	Ownership document																				
passport size photograph	passport size photograph																				
License Agreement	License Agreement																				
Application Form	Application Form																				
Payment Status /ಪಾವತಿ ಸ್ಥಿತಿ	Payment Paid Successfully/ಪಾವತಿ ಯಶಸ್ವಿಯಾಗಿ ಪಾವತಿಸಲಾಗಿದೆ																				
Payment Mode /ಪಾವತಿ ವಿಧಾನ	Cash																				
Transaction ID /ಸಂವಹನಾಂಕ	Not Applicable/ಅನ್ವಯಿಸುವುದಿಲ್ಲ																				
Transaction Date and Time /ವ್ಯವಹಾರ ದಿನಾಂಕ	07/09/2020																				